

Nackawic Middle School

Weekly Newsletter #8

Science

Kite Building - *Blowing in the Wind*

1. Watch "**How-To-Build**" Videos. Here are a few:

FABRIC KITE: <https://youtu.be/Inds1GiLH18> PAPER KITE: <https://youtu.be/-lmfwarW88E>

TRADITIONAL KITE: <https://youtu.be/Z2QLdTiOU3c> NEWSPAPER KITE: <https://youtu.be/QaYGj0DQGxg>

BOX KITE: https://youtu.be/7_wuCUkJfvM TETRAHEDRAL KITE: <https://youtu.be/nHARln7Nq5A>

2. Draw and design your own flying kite; think about the step-by-step directions you would need. **[If you choose to design an experiment that tests the best material or best shape, then while using the experimental process, build more than 1 kite that changes the material or shape.]**

3. Use simple materials. Here are some suggestions. **Body Material: kraft paper, butcher paper, plastic bags, newspaper, wrapping paper, tissue paper** **Frame: 2 1/4 inch (6.35 mm) round wooden dowels, straws** **Fabrication Materials: scissors, pencil, pipe cleaner, ruler or tape measure, twine, handsaw, tape (packing, masking, or electrical)** **Tail (string or fishing line, yarn, ribbons)**

4. Take a video of your kite flying in the sky and share with your teacher!

peggy.allen@nbed.nb.ca

Réponds en français, svp.



1

READ

30 minutes a day in French or English. Alternate daily.

2

STAY ACTIVE

Create your own mini obstacle course in your yard and challenge your family members to try it!

3

CONNECT

Send your friends a picture of your pet looking silly. If you don't have a pet, draw one!

Summer Fun Activities!

Do you need something to do this summer? Try these ideas!

1. Have a picnic at the playground.
2. Host a cookout.
3. Camp out in your yard.
4. Go for a family bike ride.
5. Have a water gun battle.
6. Blow bubbles.
7. Fly a kite :)
8. Play water balloon baseball.
9. Have a nature scavenger hunt.
10. Go to a beach.
11. Decorate your driveway with sidewalk chalk.
12. Catch fireflies (but set them free after).

FILA

Lecture audio et activité de compréhension

Bonjour les élèves!

Cette semaine, je vous propose une histoire intitulée **Tracassin**. Quand un riche chapelier (personne qui fabrique des chapeaux) raconte aux gens que sa fille a un pouvoir incroyable (elle peut changer du foin en or), le roi en veut la preuve!

*Vous avez l'option **d'écouter l'audio** et de suivre avec le lecteur. L'histoire est écrite en dessous de l'écran pour audio.

*Vous avez aussi l'option de **regarder la vidéo**. Si vous choisissez cette option, cliquez sur CC en bas à droite afin d'ajouter l'écriture en français pour suivre avec le lecteur.

* <https://www.thefablecottage.com/french/tracassin>

Répondez aux questions proposées dans le **document PDF**. Envoyez-moi vos réponses par courriel.

Bonne lecture à tous!

Mlle Morin

veronique.morin@nbed.nb.ca



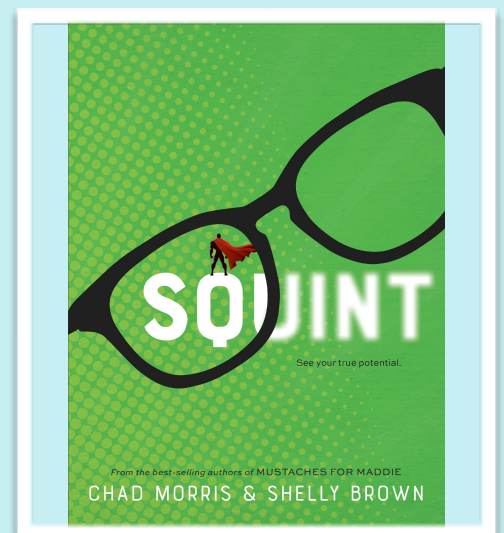
LANGUAGE ARTS



Hello 6M! We have made it to the last week of our online learning journey, and the end of our novel. This week I would like for you to try and listen to the remaining chapters of Squint. Your final assignment will be a book review of the novel. Details are located in Teams and will be sent to you through email.

I hope you have been enjoying the various Daily Sunshine assignments each week. This week I would like for you to think of three things you are looking forward to for the summer. Perhaps having bonfires outside with your family or going camping are some of your favourite summer activities, or maybe you prefer to swim at the beach. One thing I love to do is sit in the sunshine and read (but I bet you could have guessed that!).

Take care and have a wonderful weekend!

dawn.scarbro@nbed.nb.ca





Math

Please complete for Friday, June 12.

This week we decided to give you a bit of freedom in deciding what you would like to work on in math. In the attachment you will find a board with a variety of math activities. Pick any **3** activities from the board to work on this week. The choice is yours! Please feel free to reach out to Mme. Allen if you are having difficulty with the activities.

Answer the following questions after completing the activities you choose to do and email them along with your work to your teacher by Friday.

1. What did you work on?
2. What did you enjoy working on?
3. What were some of the challenges you encountered?
4. Did you find the math game enjoyable?
5. Do you have any questions that you would like to ask?

peggy.allen@nbed.nb.ca Réponds en français, svp.